

## Gläser


BAWO Verglasungen eingebaut für Innentüren in 4 mm, 6 mm, 24 mm Stärke. Ausführung als Standard-Verglasung, ESG\*, VSG\*, ISO\* (\*nicht alle Sorten). Bei Ganzglastüren 8 mm ESG und 10 mm VSG. Bei Nebeneingangstüren 22 mm Stärke.




Eisblume Facette




Satinato weiß



Satinato Facette



Klarglas



Klarglas Facette




Spectrum grün



Spectrum rot



Spectrum blau



Artista weiß

weitere Spectrum- Farbtöne möglich




Madras Uadi




Madras Pave



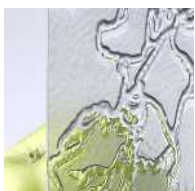
Eisblume



Altdeutsch K weiß




Altdeutsch K bronze




Delta matt weiß



Masterligne



Mastercarré



Madeira weiß




Kathedral weiß




Barock weiß



Silvit weiß



Chinchilla weiß



Parsol bronze



Parsol grau



Ornament 504

-Weitere Gläser auf Anfrage -