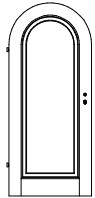


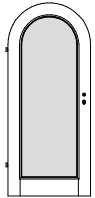


Massiv Rundbogen-Stiltüren MF-R

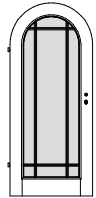
Ahorn, Birke, Buche, Eiche, Erle, Esche, Fichte, Kiefer, Kirschbaum, Lärche, Nussbaum, Zirbel



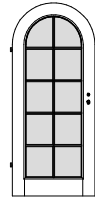
MF/1F-R



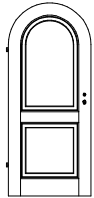
MF/1F-LA-R



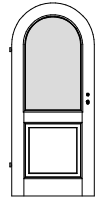
MF/1F-SJ9-R



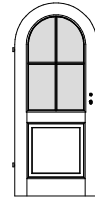
MF/1F-SP10-R



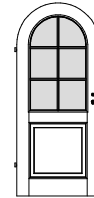
MF/2F-R



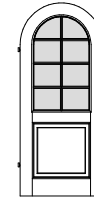
MF/2F-LA-R




MF/2F-SP4-R



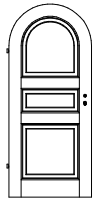
MF/2F-SP6-R



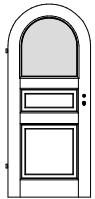
MF/2F-SP8-R



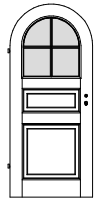
MF/2F-SJ9-R



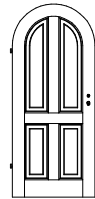
MF/3F-R



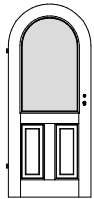
MF/3F-LA-R



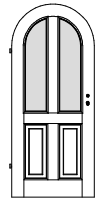
MF/3F-SP4-R



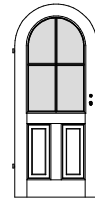
MF/4F-R



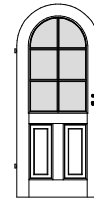
MF/4F-LA-R



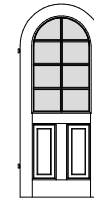
MF/4F-2xLA-R



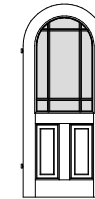
MF/4F-SP4-R



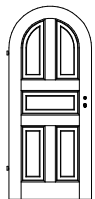
MF/4F-SP6-R



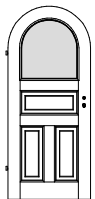
MF/4F-SP8-R



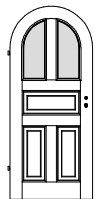
MF/4F-SJ9-R



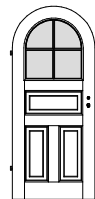
MF/5F-R




MF/5F-LA-R



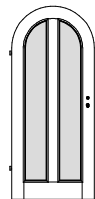
MF/5F-2xLA-R



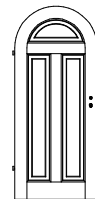
MF/5F-SP4-R



MF/H2-R



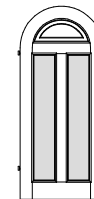
MF/H2-2xLA-R



MF/H3-R




MF/H3-1xLA-R



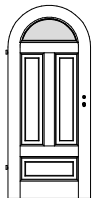
MF/H3-2xLA-R



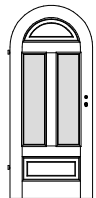
MF/H3-3xLA-R



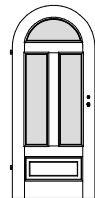
MF/H4-R



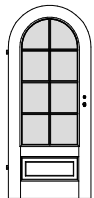
MF/H4-1xLA-R



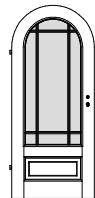
MF/H4-2xLA-R



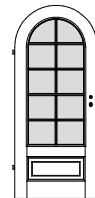
MF/H4-3xLA-R



MF/H4-SP8-R



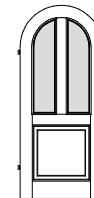
MF/H4-SJ9-R



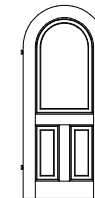
MF/H4-SP10-R



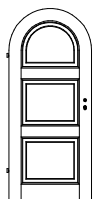
MF/Y3-R



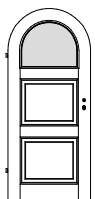
MF/Y3-2xLA-R



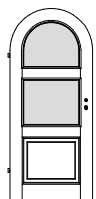
MF/A3-R



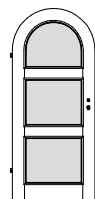
MF/K3-R



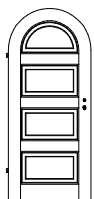
MF/K3-1xLA-R



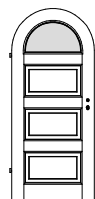
MF/K3-2xLA-R



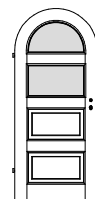
MF/K3-3xLA-R



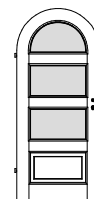
MF/K4-R



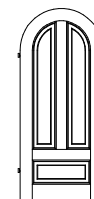
MF/K4-1xLA-R



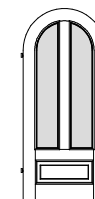
MF/K4-2xLA-R



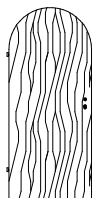
MF/K4-3xLA-R



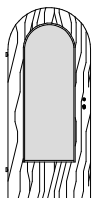
MF/U3-R



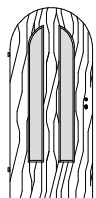
MF/U3-2xLA-R



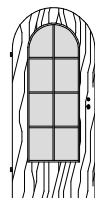
VN/K1-R
längsfurniert



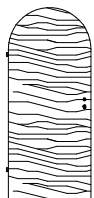
VN/K1-LA1-R
längsfurniert



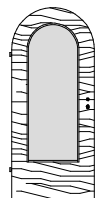
VN/K1-2xLA-R
längsfurniert



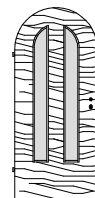
VN/K1-SP8-R
längsfurniert



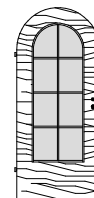
VN/Q1-R
querfurniert



VN/Q1-LA1-R
querfurniert



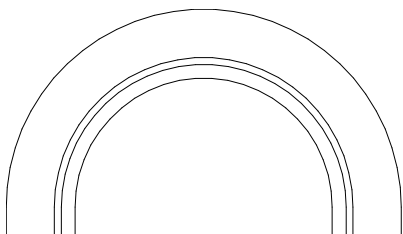
VN/Q1-2xLA-R
querfurniert



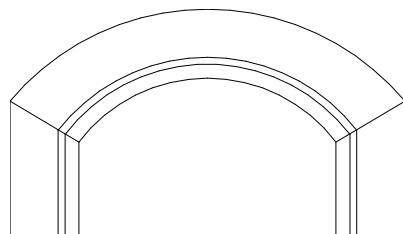
VN/Q1-SP8-R
querfurniert

Türstärke ca. 40 mm,
profilierter Rahmen 142 mm breit
und Sockel 195 mm hoch,
Füllungen abgeplattet,
Aufbau Sperrholz mit Starkfurnier,
Überschlag mit Karnieskante

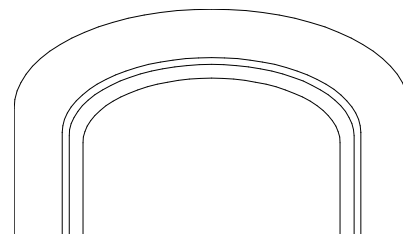
BB-Schloss Stulp silberlack
2x Bandoberteile V0020 vernickelt



als Rundbogen MF/..-R



als Segmentbogen MF/..-S



als Korbbogen MF/..-K