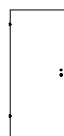




## Massiv Normtüren VN

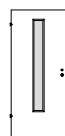
Ahorn, Birke, Buche, Eiche, Erle, Esche, Fichte, Kiefer, Kirschbaum, Lärche, Nussbaum, Zirbel



VN/K1  
(Klima\* 1)



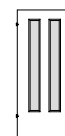
VN/K1-LA1



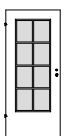
VN/K1-LA2



VN/K1-LA3




VN/K1-2xLA 2

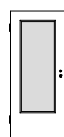


VN/K1-SP8

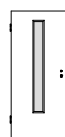
Modelle VN/K1 bis VN/K1-SP8  
sind *längsfurniert*,  
Türstärke 40 mm



VN/K2  
(Klima\* 2)



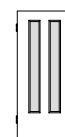
VN/K2-LA1



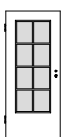
VN/K2-LA2



VN/K2-LA3

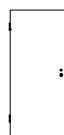


VN/K2-2xLA 2

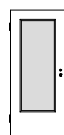


VN/K2-SP8

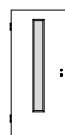
Modelle VN/K2 bis VN/K2-SP8  
sind *längsfurniert*,  
mit Stabilisator, Türstärke 40 mm



VN/K3  
(Klima\* 3)



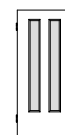
VN/K3-LA1



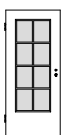
VN/K3-LA2



VN/K3-LA3

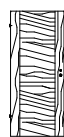


VN/K3-2xLA 2

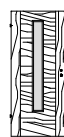


VN/K3-SP8

Modelle VN/K3 bis VN/K3-SP8  
sind *längsfurniert*  
mit Alueinlage, Falzdichtung,  
Schallex, Türstärke 47 mm



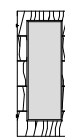
VN/D1  
(Klima\* 1)



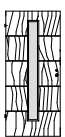
VN/D1-LA2



VN/R4  
(Klima\* 1)



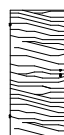
VN/R4-LA1



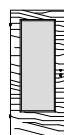
VN/R4-LA2

Modelle VN/D1 und VN/D1-LA2  
sind mittig *querfurniert*

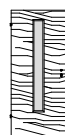
Modelle VN/R4 bis VN/R4-2xLA  
sind mit querlaufenden V-Fugen



VN/Q1  
(Klima\* 1)



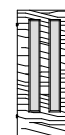
VN/Q1-LA1



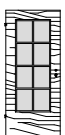
VN/Q1-LA2



VN/Q1-LA3

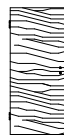


VN/Q1-2xLA 2

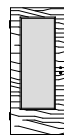


VN/Q1-SP8

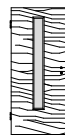
Modelle VN/Q1 bis VN/Q1-SP8  
sind *querfurniert*,  
Türstärke 40 mm



VN/Q2  
(Klima\* 2)



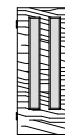
VN/Q2-LA1



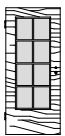
VN/Q2-LA2



VN/Q2-LA3

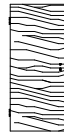


VN/Q2-2xLA 2

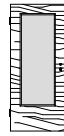


VN/Q2-SP8

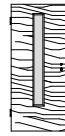
Modelle VN/Q2 bis VN/Q2-SP8  
sind *querfurniert*,  
mit Stabilisator, Türstärke 40 mm



VN/Q3  
(Klima\* 3)



VN/Q3-LA1



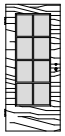
VN/Q3-LA2



VN/Q3-LA3

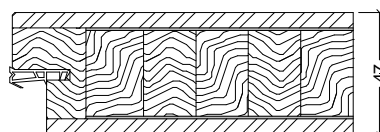
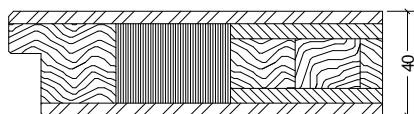
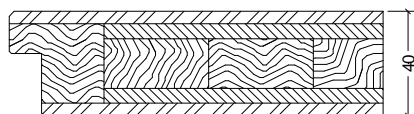


VN/Q3-2xLA 2



VN/Q3-SP8

Modelle VN/Q3 bis VN/Q3-SP8  
sind *querfurniert*  
mit Alueinlage, Falzdichtung,  
Schallex, Türstärke 47 mm



Typ VN/K1 + VN/Q1:  
Klima 1 *ungeprüft* (40 mm)  
BB-Schloss Stulp silberlack  
2x Bandoberteile V0020 vernickelt

Aufbau 5-fach, Mittellage Dreischicht,  
Decklage aus 5 mm Furnier

Typ VN/K2 + VN/Q2:  
Klima 2 *ungeprüft* (40 mm)  
durch Stabilisator  
PZ-Schloss Stulp silberlack  
2x Bandoberteile V0026WF vernickelt  
Aufbau 5-fach, Mittellage Dreischicht,  
Decklage aus 5 mm Furnier

Typ VN/K3 + VN/Q3:  
Klima 3 *ungeprüft* (47 mm)  
Alueinlage, Falzdichtung, Schallex  
PZ-Schloss Dorn 65 mm,  
2x Bandoberteile V0026WF vernickelt  
Aufbau 5-fach, Mittellage Vollholz,  
Decklage aus Starkfurnier