


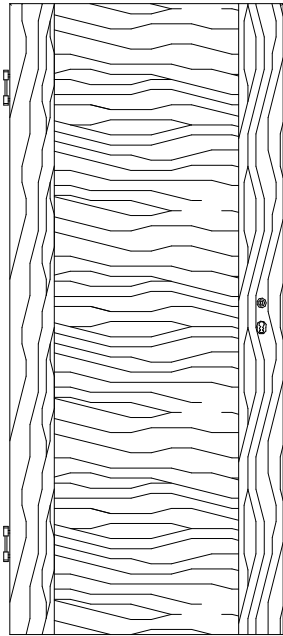


Massive Stollentür: Holz MGS + Holz-Glas MF/HG

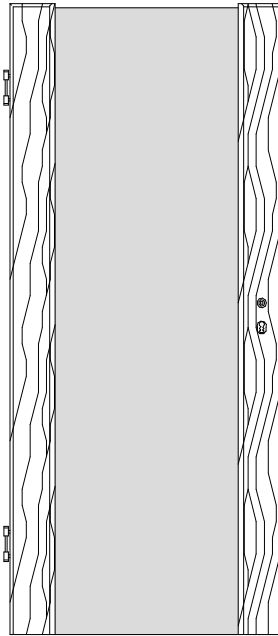
Ahorn, Birke, Buche, Eiche, Erle, Esche, Fichte, Kiefer, Kirschbaum, Lärche, Nussbaum, Zirbel



MGS/FL
mit 25 mm Holzfüllung, längs



MGS/FQ
mit 25 mm Holzfüllung, quer



MF/HG
mit 8 mm ESG

Türstärke ca. 40 mm,
Friesbreite 142 mm (bei MF/HG),
Friesbreite 142 mm (bei MS/HG),
Friesbreite 140 mm (bei MG/HG),
Füllung aus 8 mm ESG-Glas *

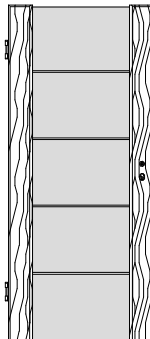
Rahmen Vollholz mit Starkfurnier,
Überschlag *Karnieskante* bzw. *eckig*

BB-Schloss Stulp silberlack,
2x Bandoberteile V0026WF vern.

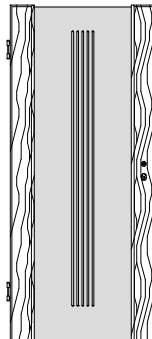
*** Lieferbares ESG-Glas:**

- Chinchilla weiß*
- Klarglas*
- Madras pave*
- Madras uadi*
- Mastercarré*
- Opti-White (Weißglas, entspiegelt)*
- Parsol grau*
- Parsol bronze*
- Satinato*
- Silvit weiß*

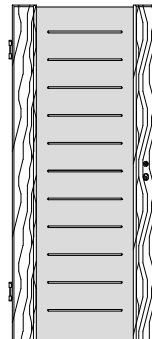
oder
mattiert und
mit Motiv



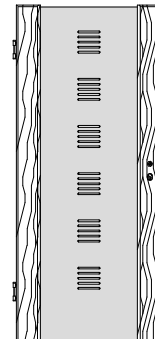
../HG-L4



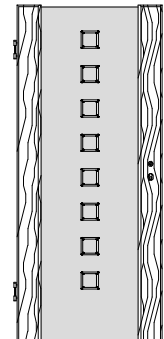
../HG-L5



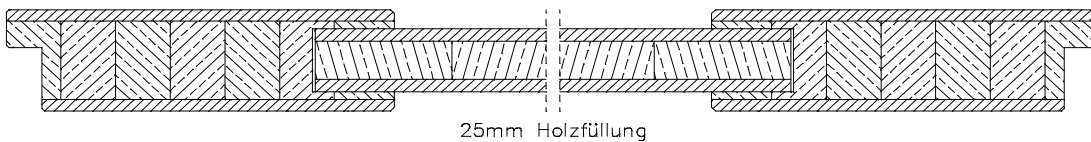
../HG-L11



../HG-Q6

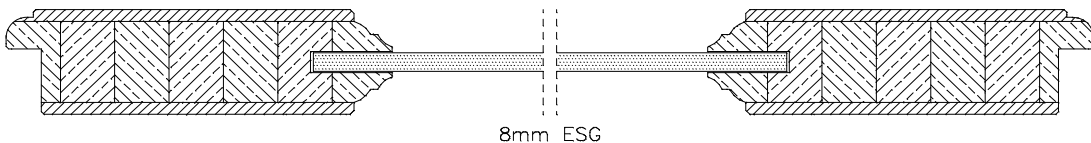


../HG-Q8



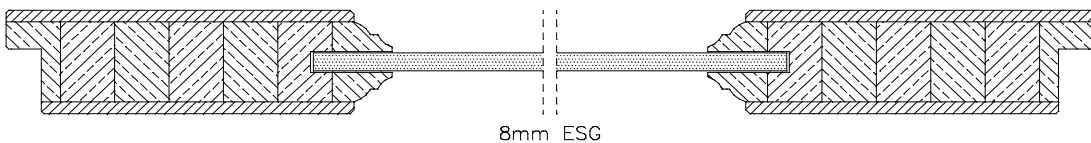
25mm Holzfüllung

MGS/FL
MGS/FQ



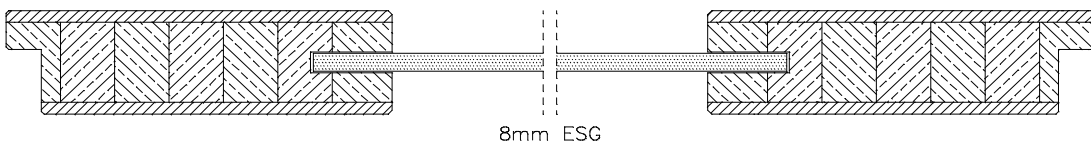
8mm ESG

MF/HG



8mm ESG

MS/HG



8mm ESG

MG/HG