


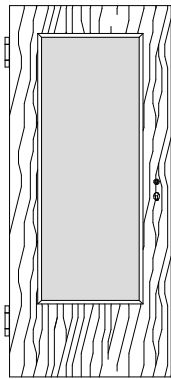


Landhaus Brandschutz-Normtüren VN-T30

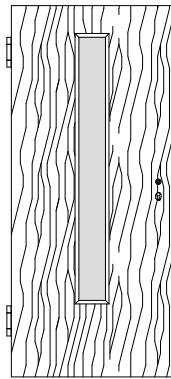
Kiefer astig / Fichte astig



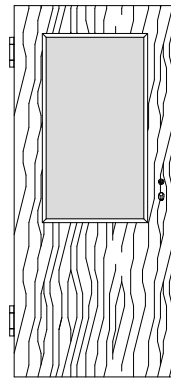
VN/K3-T30



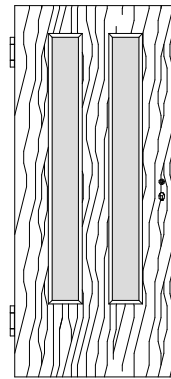
VN/K3-LA1-T30



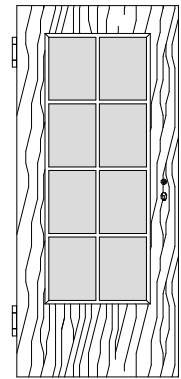
VN/K3-LA2-T30



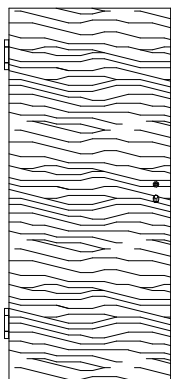
VN/K3-LA3-T30



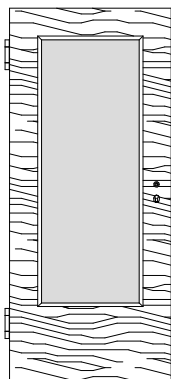
VN/K3-2xLA2-T30



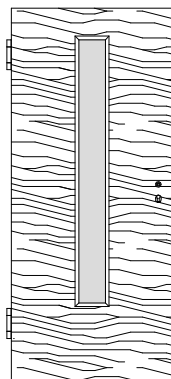
VN/K3-SP8-T30



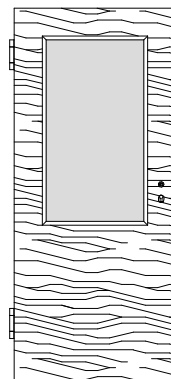
VN/Q3-T30



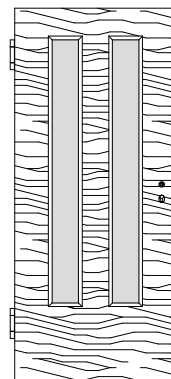
VN/Q3-LA1-T30



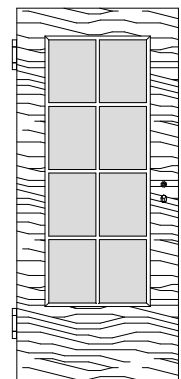
VN/Q3-LA2-T30



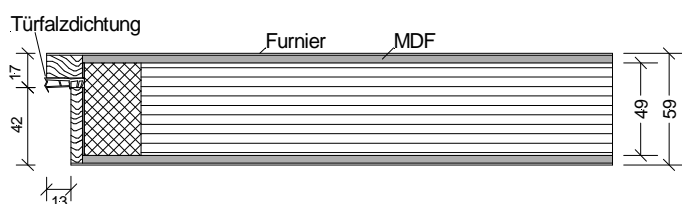
VN/Q3-LA3-T30



VN/Q3-2xLA2-T30



VN/Q3-SP8-T30



Massive Brandschutz-Normtüren

T30 Brandschutz und Rauchschutz geprüft
Schallschutzklasse 1 / Klima 3 *geprüft*

Türstärke ca. 59mm,

Aufbau 5-fach, Brandschutz-Cellulosemittellage mit Stabilisator,
Massivholzanleimer plus Deck aus MDF mit Starkfurnier,
Dämmschichtbildner verdeckt im 42 x 13 mm Falz eckig gefast
PZ-Schloss Stulp Edelstahl, Dorn 65mm
2x Bänder VX7939/160 Edelstahl, Schall-Ex
Scherentriebschließer und schwarzer Kunststoffdrücker beigelegt