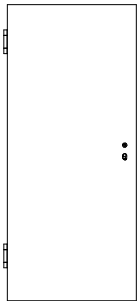
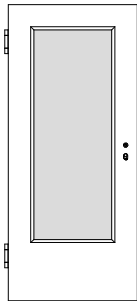




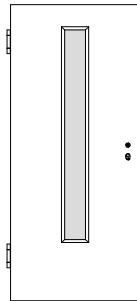
## Weißlack Brandschutztüren VN-, QW-, CA-, MST-T30



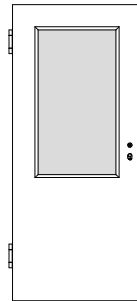
VN/K3-T30



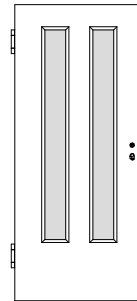
VN/K3-LA1-T30



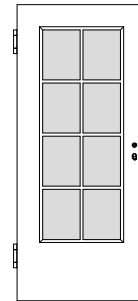
VN/K3-LA2-T30



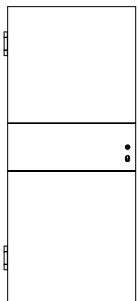
VN/K3-LA3-T30



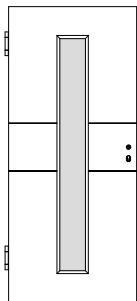
VN/K3-2xLA2-T30



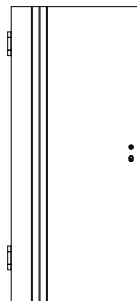
VN/K3-SP8-T30



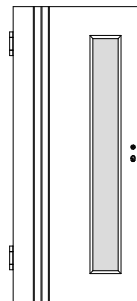
QW/R2-T30




QW/R2-LA  
schmal-T30



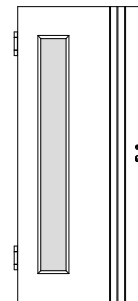
QW/R3-B-T30




QW/R3-B-LA  
schmal-T30



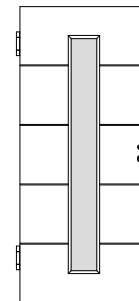
QW/R3-S-T30



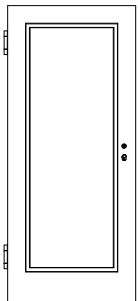
QW/R3-S-LA  
schmal-T30




QW/R4-T30



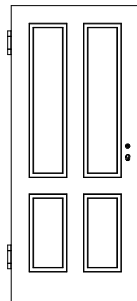
QW/R4-LA  
schmal-T30



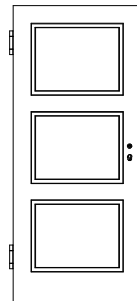
CA/1F-T30




CA/2F-T30



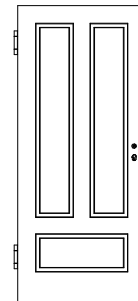
CA/4F-T30



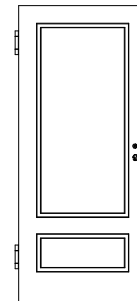
CA/K3-T30



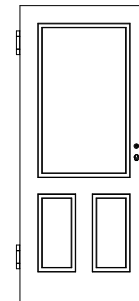
CA/H4-T30



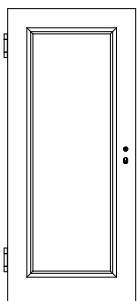
CA/U3-T30



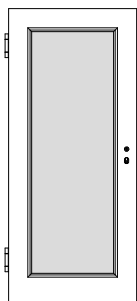
CA/S2-T30



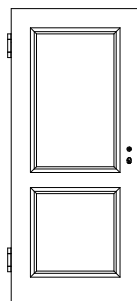
CA/A3-T30



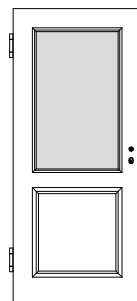
MST/1F-T30



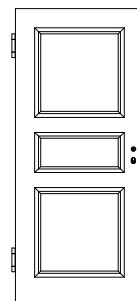
MST/1F-LA-T30




MST/2G-T30




MST/2G-LA-T30




MST/3G-T30



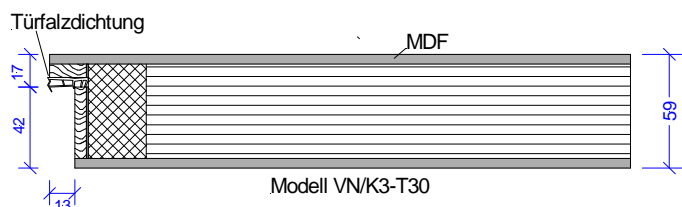
MST/4G-T30



MST/H4-T30



MST/2B-T30



Modell VN/K3-T30

### Weiße Brandschutz-Normtüren

T30 Brandschutz und Rauchschutz geprüft

Schallschutzklasse 1 / Klima 3 *geprüft*

Türstärke ca. 59 mm,

Aufbau 5-fach, Brandschutz-Cellulosemittellage mit

Massivholzanleimer, Deck aus MDF,

Dämmschichtbildner unsichtbar im 42 x 13 mm Falz eckig gefast

PZ-Schloss Stulp Edelstahl, Dorn 65 mm

2x Bänder VX7939/160 Edelstahl, Schall-Ex

Scherentriebschließer und schwarzer Kunststoffdrücker beigelegt