
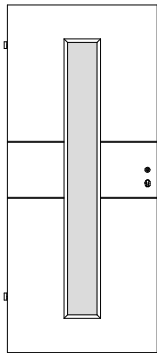




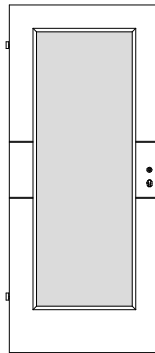
Weißlack Contura-Türen QW



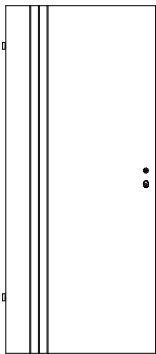
QW/R2



QW/R2-LA
schmal



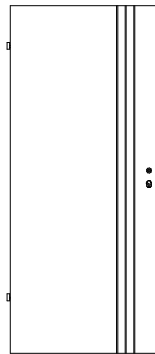
QW/R2-LA
groß



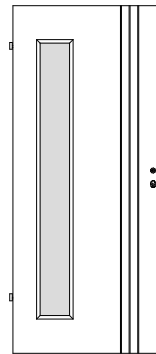
QW/R3-B



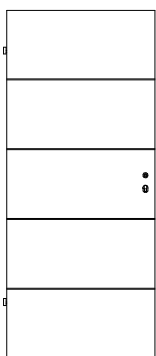
QW/R3-B-LA
schmal



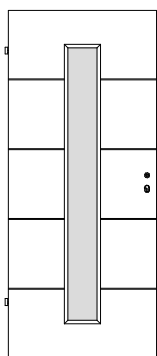
QW/R3-S



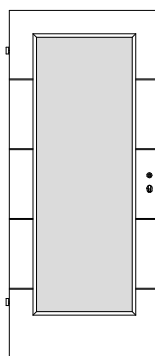
QW/R3-S-LA
schmal



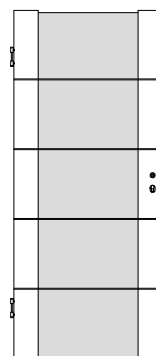
QW/R4



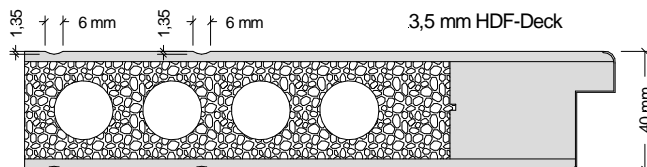
QW/R4-LA
schmal



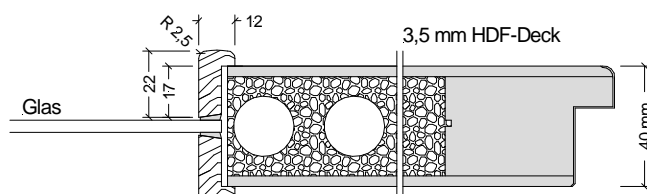
QW/R4-LA
groß



QW/HG-R4



Conturatur QW/..



Conturatur QW/.. mit LA

Türstärke ca. 40 mm,
Rahmen aus MDF, Sockel Fichte,
Überschlag mit *Rundkante*,
Deck mit flachen Rillen 6 x 1,35 mm,
BB-Schloss mit Stulp silberlack

QW/.. mit 2x V0020 vernickelt,
Mittellage Röhrenspanplatte
(bei LA-Türen mit Vollspan),
QW/HG.. mit 2x V0026WF vernickelt

Türen können max. 40 mm gekürzt werden.