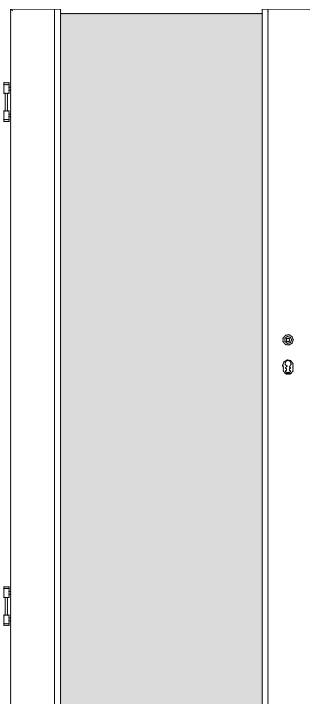




## Holz-Glastüren *LE/HG*

Kiefer astig / Fichte astig / Fichte astig gebürstet



LE/HG

Türstärke ca. 40 mm,  
Friesbreite 142 mm (bei LE/HG),  
Friesbreite 142 mm (bei EG/HG),  
Friesbreite 140 mm (bei LG/HG),  
Füllung aus 8mm ESG-Glas \*

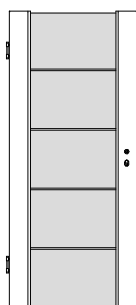
Rahmen aus Leimholz mit 5mm  
Starkfurnier,  
Überschlag eckig, gefast

BB-Schloss Stulp silberlack,  
2x Bandoberteile V0026WF vernickelt

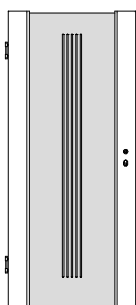
\* Lieferbares ESG-Glas:

- Chinchilla weiß*
- Klarglas*
- Madras pave*
- Madras uadi*
- Mastercarré*
- Opti-White (Weißglas, entspiegelt)*
- Parsol grau*
- Parsol bronze*
- Satinato*
- Silvit weiß*

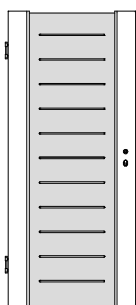
oder  
mattiert und  
mit Motiv



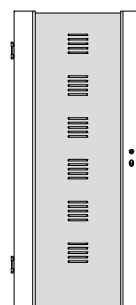
../HG-L4



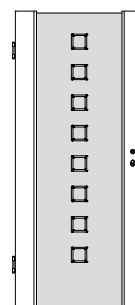
../HG-L5



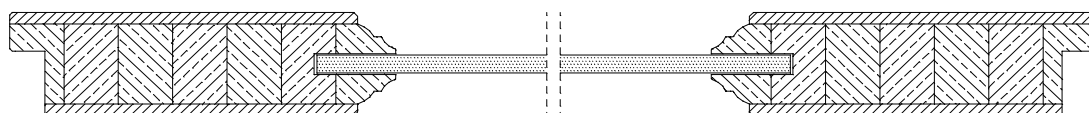
../HG-L11



../HG-Q6

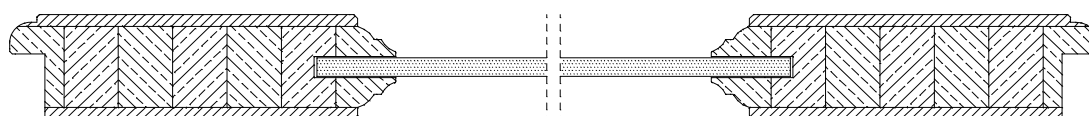


../HG-Q8



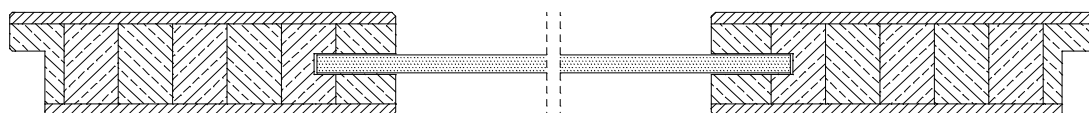
8mm ESG

LE/HG



8mm ESG

EG/HG



8mm ESG

LG/HG