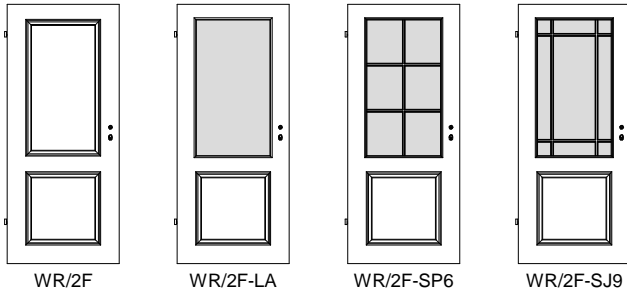




## Weißlack Form-Profilüren WR

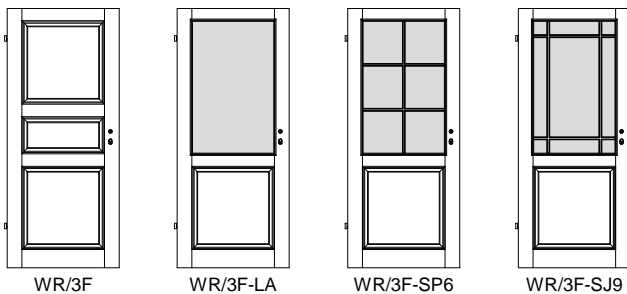


WR/2F

WR/2F-LA

WR/2F-SP6

WR/2F-SJ9

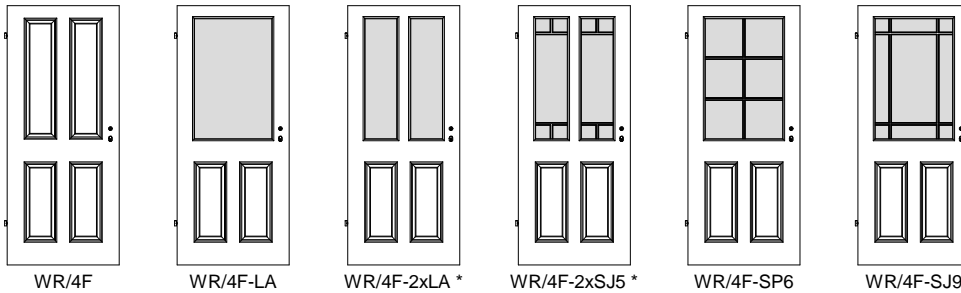


WR/3F

WR/3F-LA

WR/3F-SP6

WR/3F-SJ9



WR/4F

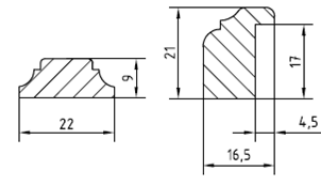
WR/4F-LA

WR/4F-2xLA \*

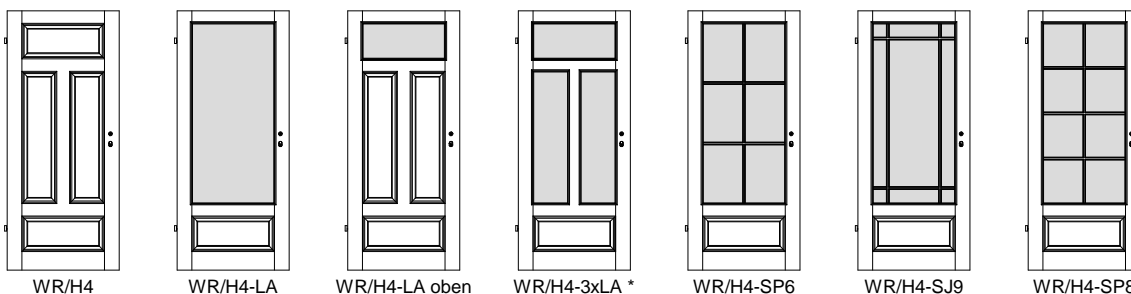
WR/4F-2xSJ5 \*

WR/4F-SP6

WR/4F-SJ9



Querschnitt von  
Sprossenleiste / Glasleiste



WR/H4

WR/H4-LA

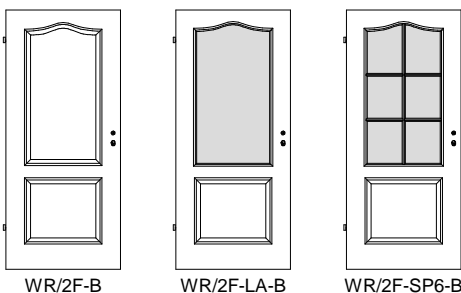
WR/H4-LA oben

WR/H4-3xLA \*

WR/H4-SP6

WR/H4-SJ9

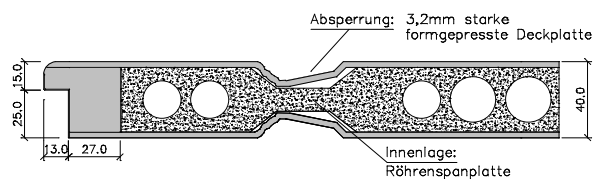
WR/H4-SP8



WR/2F-B

WR/2F-LA-B

WR/2F-SP6-B



Überschlag **rund** (WR-Tür)

Absperung: 3,2mm starke  
formgepresste Deckplatte

Innenlage:  
Röhrenspanplatte

Sonderabmessungen sind auf Grund der industriell vorgeformten Deckplatte leider nicht lieferbar.