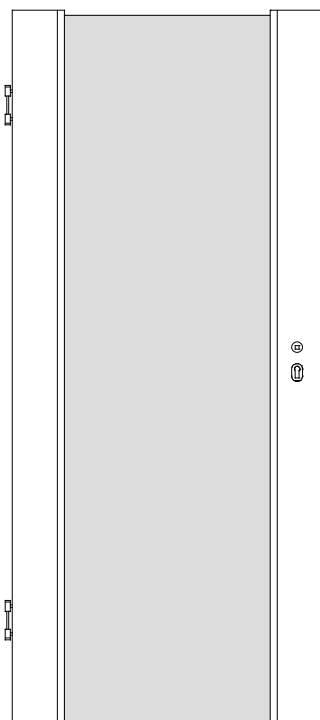




## Massiv Holz-Glastüren MF/HG

Ahorn, Buche, Eiche, Erle, Esche, Fichte astarm, Kiefer astarm, Kirschbaum, Lärche, Nussbaum



MF/HG

Türstärke ca. 40 mm,  
Friesbreite 142 mm (bei MF/HG),  
Friesbreite 140 mm (bei MS/HG),  
Friesbreite 140 mm (bei MG/HG),  
Füllung aus 8 mm ESG-Glas \*

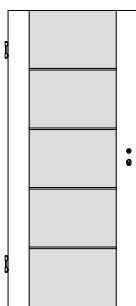
Rahmen Vollholz mit Starkfurnier,  
Überschlag *Karnieskante*

Marken-BB-Schloss Stulp silberlack,  
2x Bänder V 0026 WF vernickelt

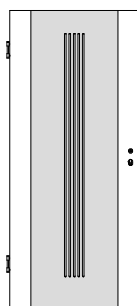
\* Lieferbares ESG-Glas:

*Chinchilla weiß*  
*Klarglas*  
*Madras pave*  
*Madras uadi*  
*Mastercarré*  
*Opti-White (Weißglas, entspiegelt)*  
*Parsol grau*  
*Parsol bronze*  
*Satinato*  
*Silvit weiß*

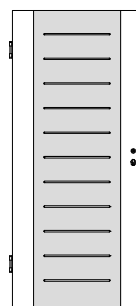
oder  
mattiert und  
mit Motiv



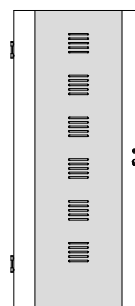
../HG-L4



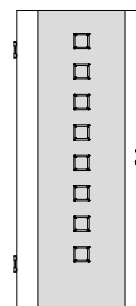
../HG-L5



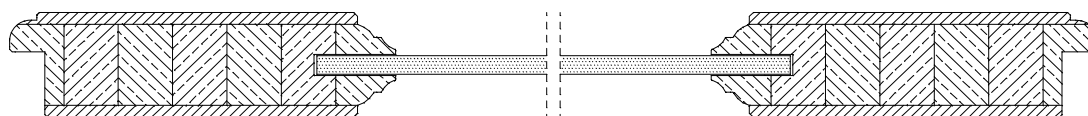
../HG-L11



../HG-Q6

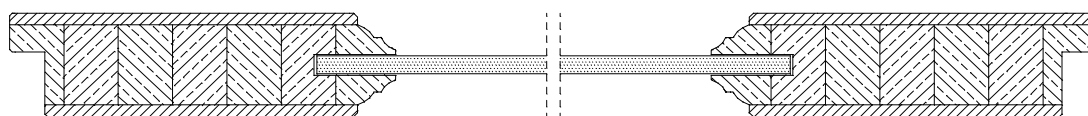


../HG-Q8



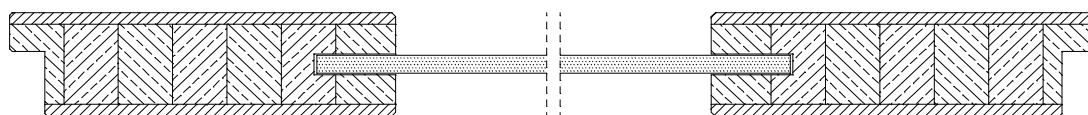
8mm ESG

MF/HG



8mm ESG

MS/HG



8mm ESG

MG/HG