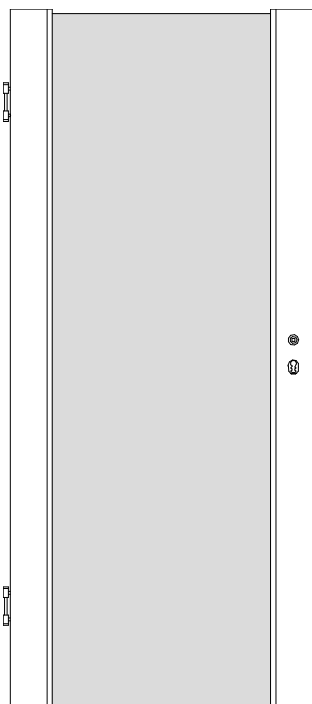




Holz-Glastüren *LE/HG*

Kiefer astig / Fichte astig / Fichte astig gebürstet



LE/HG

Türstärke ca. 40 mm,
Friesbreite 140 mm (bei LE/HG),
Friesbreite 140 mm (bei EG/HG),
Friesbreite 140 mm (bei LG/HG),
Füllung aus 8mm ESG-Glas *

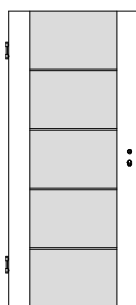
Rahmen aus Leimholz mit 5mm
Starkfurnier,
Überschlag eckig, gefast

Marken-BB-Schloss Stulp silberlack,
2x Bänder V 0026 WF vernickelt

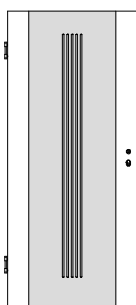
* Lieferbares ESG-Glas:

- Chinchilla weiß*
- Klarglas*
- Madras pave*
- Madras uadi*
- Mastercarré*
- Opti-White (Weißglas, entspiegelt)*
- Parsol grau*
- Parsol bronze*
- Satinato*
- Silvit weiß*

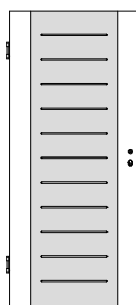
oder
mattiert und
mit Motiv



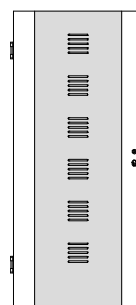
../HG-L4



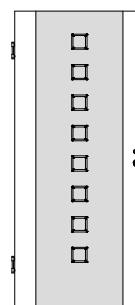
../HG-L5



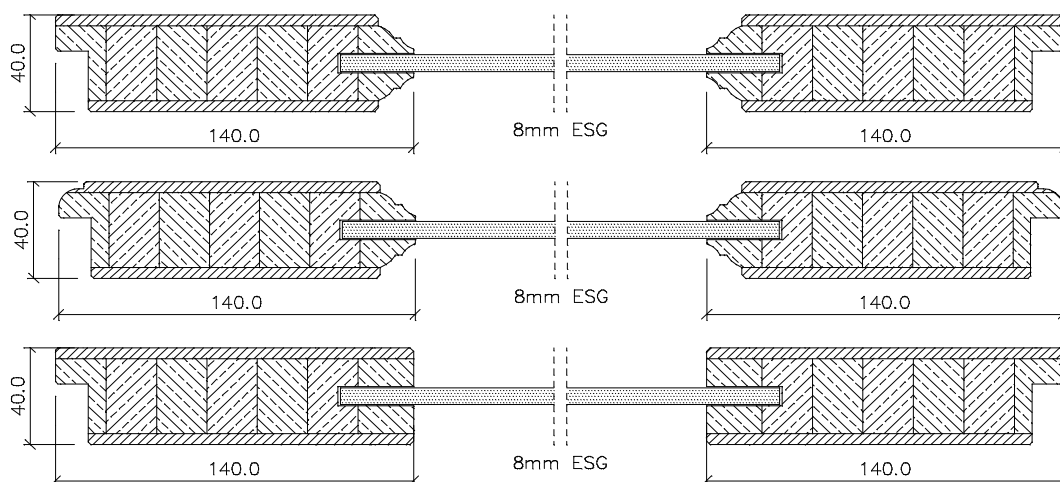
../HG-L11



../HG-Q6



../HG-Q8



LE/HG

EG/HG

LG/HG