




## Gläser


BAWO Verglasungen eingebaut für Innentüren in 4 mm, 6 mm, 24 mm Stärke. Ausführung als Standardverglasung, ESG\*, VSG\*, ISO\* (\*nicht alle Sorten). Bei Ganzglastüren 8 mm ESG und 10 mm VSG. Bei Nebeneingangstüren 22 mm Stärke.




Eisblume Facette



Satinato Facette



Klarglas Facette



Echtantik weiß




Barock bronze




Artista grün



Artista rot



Artista bronze



Artista weiß

weitere Artista - Farbtöne möglich




Madras Uadi




Madras Pave



Eisblume



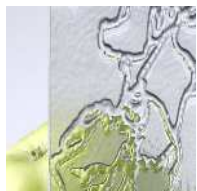
Altdeutsch K weiß




Altdeutsch K bronze




Ornament 504



Delta matt weiß




Masterligne



Mastercarré



Niagara weiß



Madeira weiß




Satinato weiß




Barock weiß



Silvit weiß



Gussantik weiß



Chinchilla weiß



Kathedral weiß




Neolit weiß



Parsol bronze



Parsol grau



Klarglas

-Weitere Gläser auf Anfrage -