


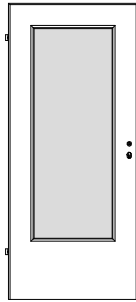


Karnieskanten-Türen SR

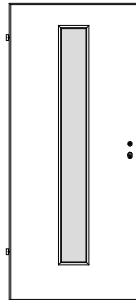
am. Ahorn, Buche, Eiche astfrei, Eiche rustikal, Esche, Esche deckend-weiß, Esche struktur-weiß,
am. Kirschbaum, am. Nussbaum



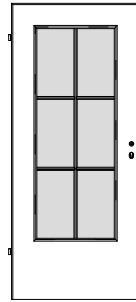
SR/01



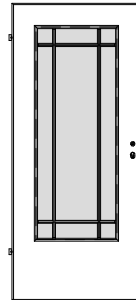
SR/01-LA 1



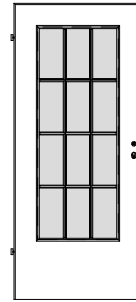
SR/01-LA 2



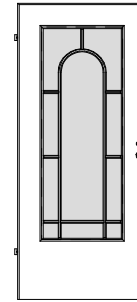
SR/01-SP6




SR/01-SJ9




SR/01-SP12



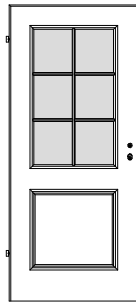
SR/01-SP10R



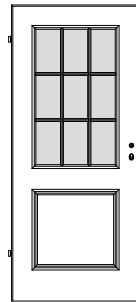
SR/2G



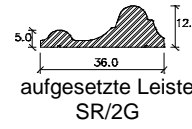
SR/2G-LA



SR/2G-SP6



SR/2G-SP9



aufgesetzte Leiste
SR/2G




Glasleiste
SR/2G-LA

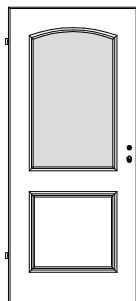
Türstärke ca. 40mm,
Mittellage Röhrenspanplatte,
Aufbau 5-fach, Deck Furnier,
Längskante furniert,
Überschlag *Soft-Karnieskante massiv*

Marken-BB-Schloss, Stulp silberlack,
2x Bandoberteile V0020 vernickelt

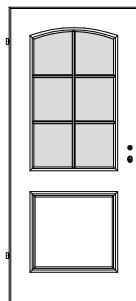
Volle Türen haben aufgesetzte Leisten,
LA-Türen haben Vorsatzleisten bzw.
Vorsatzsprossen



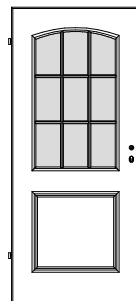
SR/2B



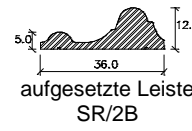
SR/2B-LA



SR/2B-SP6



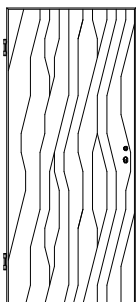
SR/2B-SP9



aufgesetzte Leiste
SR/2B

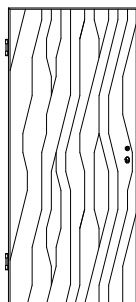


Glasleiste
SR/2B-LA



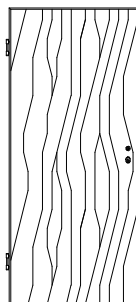
SR/WE-K2

längs furniert
Karnieskantentür



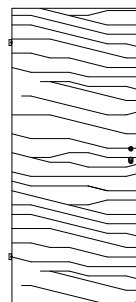
SR/WE-K3

längs furniert
Karnieskantentür



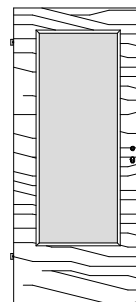
SR/WE-RC2

längs furniert
Karnieskantentür



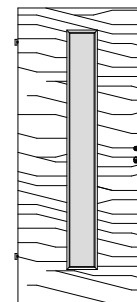
SR/Q1

quer furniert
Eckkantentür



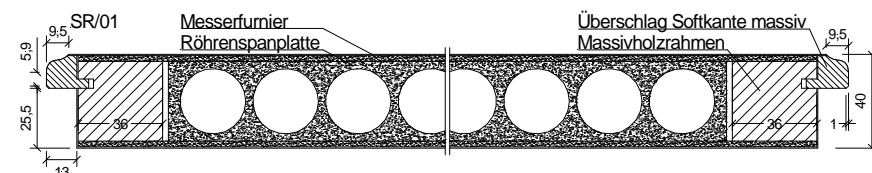
SR/Q1-LA1

quer furniert
Eckkantentür



SR/Q1-LA 2

quer furniert
Eckkantentür



Querschnitt der Modelle
SR/01, SR/01-LA-1, SR/01-LA-2 usw.
SR/2G, SR/2G-LA, SR/2G-SP6 usw.
SR/2B, SR/2B-LA, SR/2B-SP6 usw.