


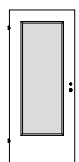


Massiv Normtüren *Select MV*

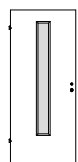
eur. Ahorn, Buche, Eiche astarm, Eiche astig, Erle, Lärche, Kiefer astarm, Fichte astarm



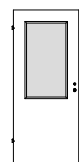
MV/K1
(Klima* 1)



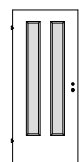
MV/K1-LA1



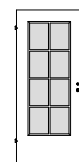
MV/K1-LA2



MV/K1-LA3




MV/K1-2xLA 2

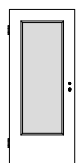


MV/K1-SP8

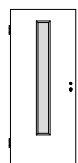
Modelle MV/K1 bis MV/K1-SP8
sind *längsfurniert*,
Türstärke 40 mm



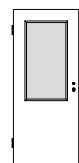
MV/K2
(Klima* 2)



MV/K2-LA1



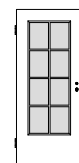
MV/K2-LA2



MV/K2-LA3




MV/K2-2xLA 2

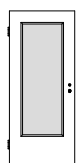


MV/K2-SP8

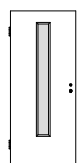
Modelle MV/K2 bis MV/K2-SP8
sind *längsfurniert*,
mit Stabilisator, Türstärke 40 mm



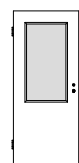
MV/K3
(Klima* 3)



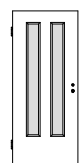
MV/K3-LA1



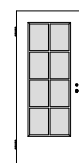
MV/K3-LA2



MV/K3-LA3

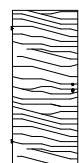


MV/K3-2xLA 2

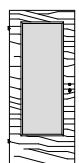


MV/K3-SP8

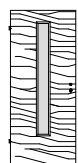
Modelle MV/K3 bis MV/K3-SP8
sind *längsfurniert*
mit Alueinlage, Falzdichtung,
Schallex, Türstärke 47 mm



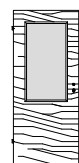
MV/Q1
(Klima* 1)



MV/Q1-LA1



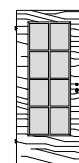
MV/Q1-LA2



MV/Q1-LA3

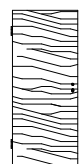


MV/Q1-2xLA 2

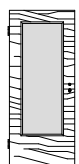


MV/Q1-SP8

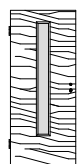
Modelle MV/Q1 bis MV/Q1-SP8
sind *querfurniert*,
Türstärke 40 mm



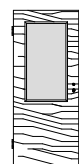
MV/Q2
(Klima* 2)



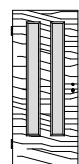
MV/Q2-LA1



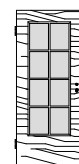
MV/Q2-LA2



MV/Q2-LA3

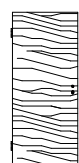


MV/Q2-2xLA 2

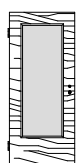


MV/Q2-SP8

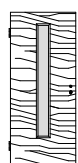
Modelle MV/Q2 bis MV/Q2-SP8
sind *querfurniert*,
mit Stabilisator, Türstärke 40 mm



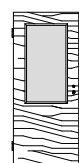
MV/Q3
(Klima* 3)



MV/Q3-LA1



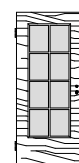
MV/Q3-LA2



MV/Q3-LA3


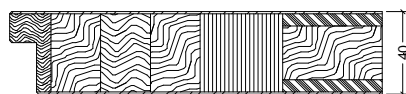
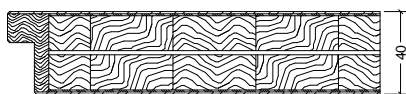


MV/Q3-2xLA 2



MV/Q3-SP8

Modelle MV/Q3 bis MV/Q3-SP8
sind *querfurniert*
mit Alueinlage, Falzdichtung,
Schallex, Türstärke 47 mm



Typ **MV/K1 + MV/Q1:**

Klima* 1 *ungeprüft* (40 mm)

Marken-**BB**-Schloss Stulp silberlack
2x Bandoberteile **V 0020** vernickelt

Aufbau 5-fach, Mittellage Dreischicht,
Decklage aus 1 mm Furnier

Typ **MV/K2 + MV/Q2:**

Klima* 2 *ungeprüft* (40 mm)

durch Stabilisator
Marken-**PZ**-Schloss Stulp silberlack
2x Bandoberteile **V 0026 WF** vernickelt

Aufbau 5-fach, Mittellage Dreischicht,
Decklage aus 1 mm Furnier

Typ **MV/K3 + MV/Q3:**

Klima* 3 *ungeprüft* (47 mm)

Alueinlage, Falzdichtung, Schall-Ex
Marken-**PZ**-Schloss,
2x Bandoberteile **V 0026 WF** vernickelt

Aufbau 7-fach, Mittellage Vollholz,
Decklage aus Furnier