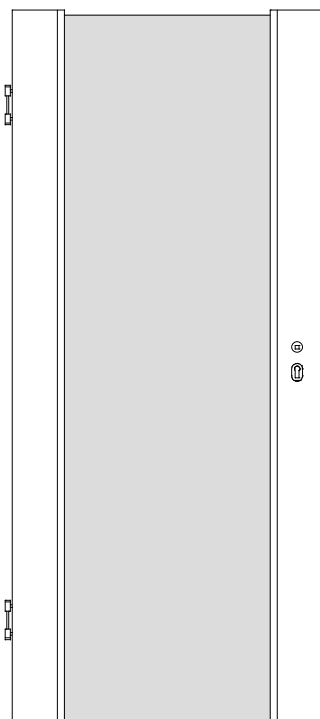




Massiv Holz-Glastüren MS/HG

am./eur. Ahorn, Birke, Buche, Eiche, Erle, Esche, Hemlock, am.Kirschbaum, Lärche, Pinie, etc.



MS/HG

Türstärke ca. 40 mm,
Friesbreite ca. 140 mm
Füllung aus 8 mm ESG-Glas *

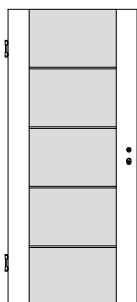
Rahmen mit Starkfurnier,
Überschlag eckig, gefast

Marken-BB-Schloss Stulp silberlack,
2x Bänder V 0026 WF vernickelt

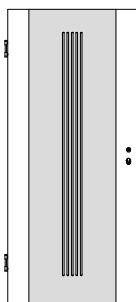
* Lieferbares ESG-Glas:

- Chinchilla weiß*
- Klarglas*
- Madras pave*
- Madras uadi*
- Mastercarré*
- Opti-White (Weißglas, entspiegelt)*
- Parsol grau*
- Parsol bronze*
- Satinato*
- Silvit weiß*

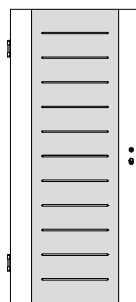
oder
mattiert und
mit Motiv



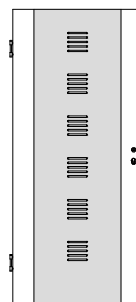
../HG-L4



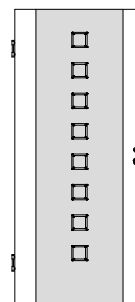
../HG-L5



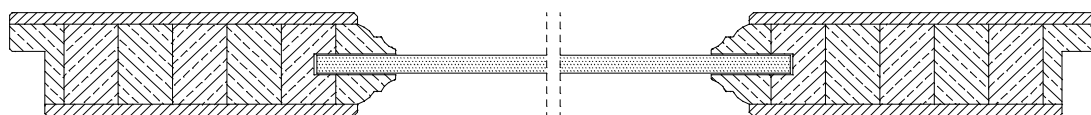
../HG-L11



../HG-Q6

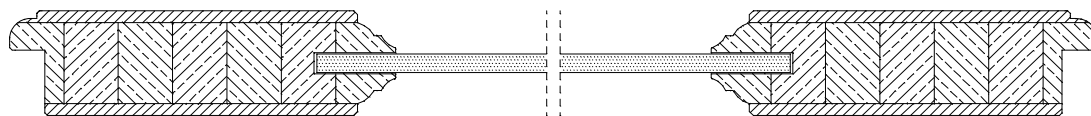


../HG-Q8



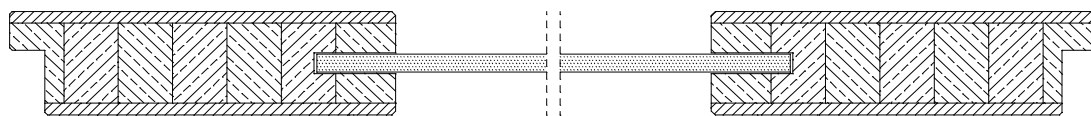
8mm ESG

MS/HG



8mm ESG

MF/HG



8mm ESG

MG/HG